

OCULUS - PENTACAM 4 Farbdarstellungen Topometrisch

1.20134

Name _____
 Vorname _____
 ID: Florian
 Geb. Datum: _____
 Unt. Datum: _____ Links
 Unt. Info: _____ Zeit: 14:26:11

Cornea Vorderfläche

| | | | | |
|----------|---------|---------------|----------|---------|
| Rf: | 7.51 mm | K1: | 45.0 dpt | |
| Rr: | 7.29 mm | K2: | 46.3 dpt | |
| Rmc: | 7.40 mm | Kmc: | 45.6 dpt | |
| OS: | DK | Ach. (steil): | 111.9° | |
| Q (Bmm): | -0.26 | Ast: | 1.4 dpt | |
| | Rper: | 7.61 mm | Rmin: | 7.23 mm |

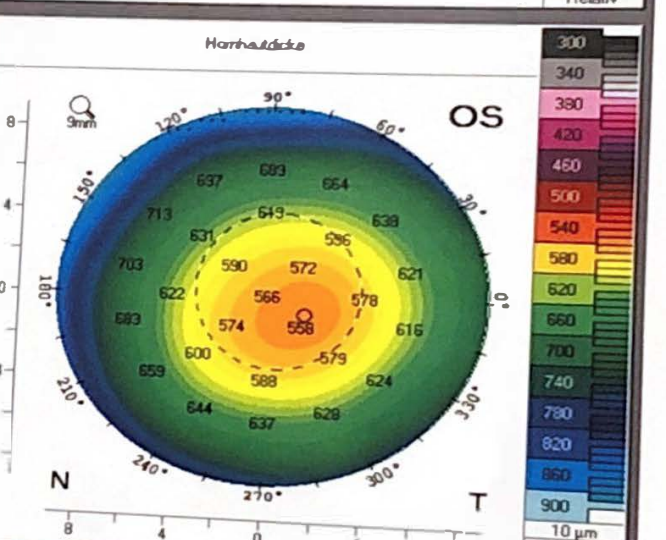
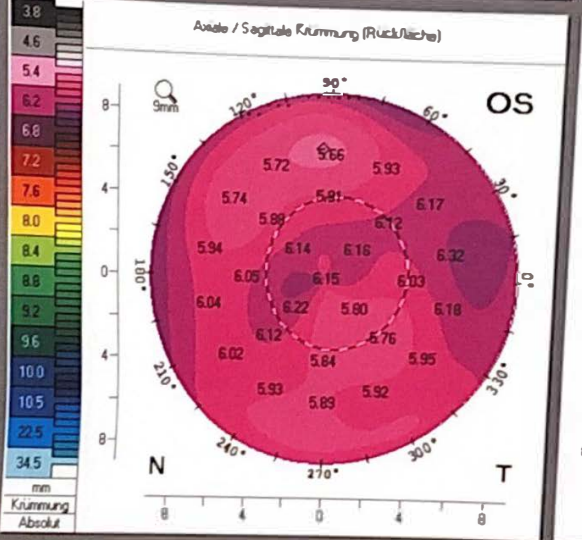
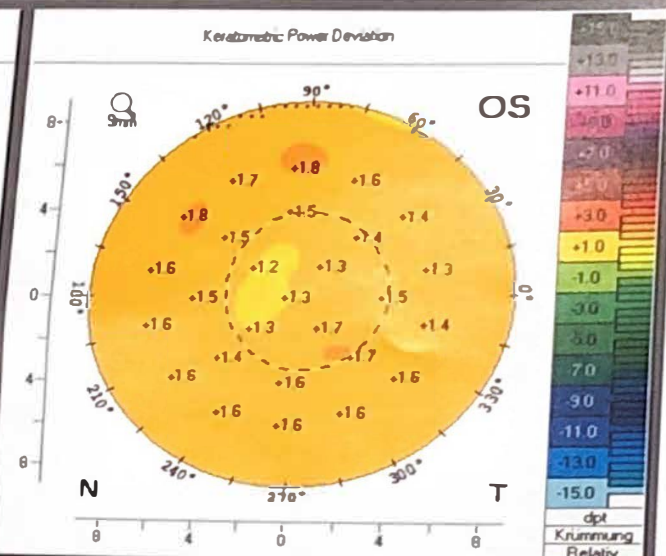
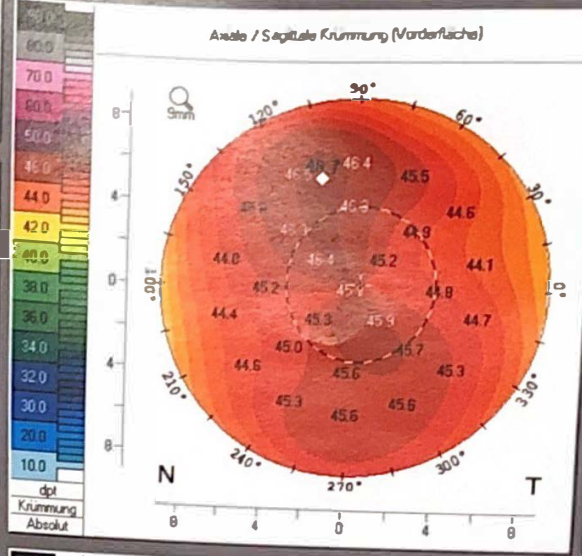
Cornea Rückfläche

| | | | | |
|----------|---------|---------------|---------|---------|
| Rf: | 6.18 mm | K1: | 6.5 dpt | |
| Rr: | 5.89 mm | K2: | 6.8 dpt | |
| Rmc: | 6.04 mm | Kmc: | 6.6 dpt | |
| OS: | DK | Ach. (steil): | 115.2° | |
| Q (Bmm): | -0.08 | Ast: | 0.3 dpt | |
| | Rper: | 5.10 mm | Rmin: | 5.65 mm |

| | | | |
|-------------------|----------|-------|-------|
| Pupillenzentrum | Pachy | x(mm) | y(mm) |
| + 564 µm | +0.21 | +0.12 | |
| Pachy Apex | 566 µm | 0.00 | 0.00 |
| Dünnstelle | 557 µm | +0.76 | -0.42 |
| K Max (Vorderfl.) | 46.7 dpt | -0.76 | +2.63 |

| | | | |
|-----------------|----------|----------|----------|
| Cornea Volumen | 67.2 mm³ | KPD: | +1.3 dpt |
| Kammervolumen | 136 mm³ | Winkel: | 32.7° |
| VK Tiefe (Ext.) | 3.17 mm | Pupille: | 3.56 mm |
| Eng. IOD | 100(Sum) | Unend. | |

Topometrisch




OCULUS - PENTACAM 4 Farbdarstellungen Topometrisch

1.20134


Name: _____
 Vorname: Florian
 ID: _____
 Geb. Datum: _____ Auge: Rechts
 Unt. Datum: 30.07.2020 Zeit: 14:24:09
 Unt. Info: _____

Cornea Vorderfläche



Rf: 7.57 mm K1: 44.6 dpt
 Ric: 7.36 mm K2: 45.8 dpt
 Rmax: 7.47 mm Kax: 45.2 dpt
 OS: OK Ach. (steil): 79.4° Ast: 1.3 dpt
 Q (Sum): 0.33 Rper: 7.70 mm Rmin: 7.23 mm

Cornea Rückfläche



Rf: 6.21 mm K1: 6.4 dpt
 Ric: 5.87 mm K2: 6.8 dpt
 Rmax: 6.04 mm Kax: 6.6 dpt
 OS: OK Ach. (steil): 92.5° Ast: 0.4 dpt
 Q (Sum): -0.19 Rper: 6.14 mm Rmin: 5.99 mm

| | Pachy: | x(μm) | y(μm) |
|-------------------|-----------------|--------------|--------------|
| Pupillenzentrum | + <u>572 μm</u> | <u>-0.17</u> | <u>-0.06</u> |
| Pachy Apex | - <u>575 μm</u> | <u>0.00</u> | <u>0.00</u> |
| Öhrnase Stelle | ○ <u>967 μm</u> | <u>0.66</u> | <u>0.60</u> |
| K. Max (Nordsoll) | <u>45.7 dpt</u> | <u>+0.33</u> | <u>+2.45</u> |

Cornea Volumen: 62.5 mm³ KPD: +1.3 dpt
 Kammervolumen: 126 mm³ Winkel: 28.3°
 VK Tiefe (Ext): 3.07 mm Pupille: 3.69 mm
 Eng. IOD (Sum): 1.0 mmHg I. r. send: _____

Topometrisch

